M25M | 3P + N

Type 1+2

MAXGUARD®
SAFE AND SAVE Since 1998

IEC



Description

- Heavy duty surge protection for Main Switchboard (MSB)
- Protection against discharge surge energy.
- Suitable for TT and TN-S system.

WARRANTY 60 MONTHS Terms & Conditions Apply

Applications

Approval / Marking

CB Tested by: TÜVRheinland® RoHS

Technical Parameters

Models	M25M/3+1/A
Design according to	IEC 61643-11 Class I+II, Type 1+2
Poles	3P + N
Nominal operating voltage (~) U_n	230V/400V (50/60Hz)
Maximum continuous voltage (~) U_c [L-N/N-PE]	320V/255V (50/60Hz)
Lightning impulse current (10/350µs) I_{imp} [L-N/N-PE]	25kA/100kA
Nominal discharge current (8/20µs) I_n (L-N)	25kA/100kA
Maximum discharge current (8/20µs) I_{max} (L-N)	120kA/200kA
Voltage protection level U_P (L-N/N-PE)	≤1.3kV/≤1.5kV
Short-circuit current rating (~) I_{SCCR}	25kA rms/100A rms
Maximum disconnector rating (fuse/MCB)	200A gG/100A
Temporary overvoltage TOV-withstand U_T (L-N)	180V/5s
Temporary overvoltage TOV-safe failure U_T (L-N)	440V/120min.
Temporary overvoltage TOV-withstand U_T (N-PE)	1200V/200ms
Leakage current I_{PE}	None
Response time t_A	≤25ns/≤100ns
Operating temperature range T_U	-40°C to +80°C
Auxiliary Terminal (Remote Signalling)	Terminal 11 & 12: Normally Close [NC] Terminal 11 & 14: Normally Open [NO]
Status / Fault indication	Green/Blue: ok; Red: Replace
Structure type	Modular
Enclosure	IP20 ; Thermoplastic UL94-V0

Dimensions (mm)

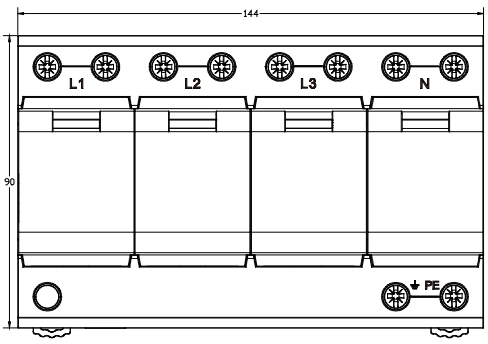

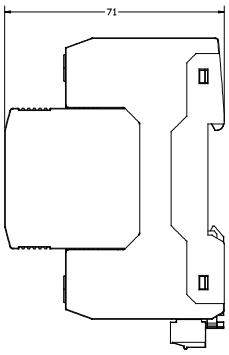

Schematic

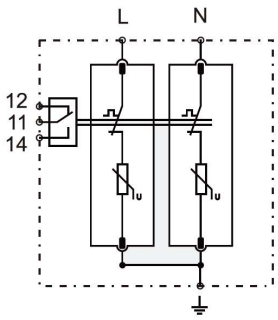

SCAN ME
OPERATING MANUAL

5

Power