



KBH Series
Moulded Case Circuit Breaker
DIN Rail Mounted



MAXGUARD®

SAFE AND SAVE
Since 1978



Description

- ▶ Designed up to 20kA
- ▶ Guarantee operational safety at the downstream
- ▶ Protect circuit against overload and short circuit in the electrical distribution systems



Technical Data

Models		KBH Series
Design according to		IEC 60947-2
Poles		2P, 3P, 4P
Rated current	I_n	20A, 25A, 32A, 40A, 50A, 63A, 80A, 100A, 125A
Rated insulation voltage	U_i (V)	500 V ~
Rated impulse withstand voltage	U_{imp} (kV)	6 kV
Rated operating voltage	U_e (V)	400/415 V ~
Rated ultimate short-circuit breaking capacity	r.m.s I_{cu} (kA)	20(In=10-63A), 10(In=80-125A)
Rated service short-circuit breaking capacity	I_{cs} (kA)	15(In=10-63A), 7.5(In=80-125A)
Tripping Characteristics		C=8In, D=12In
Electrical & Mechanical life	Cycles	5,000 / 10,000
Cable termination	mm ²	50 Max
Torque screw	N.m	2.5 - 3.0
Degree of Protection	IP	20 / Pillar type

Applications



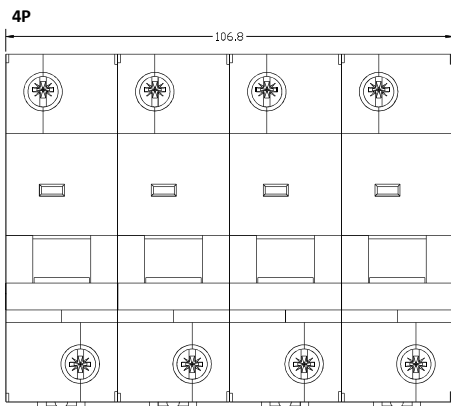
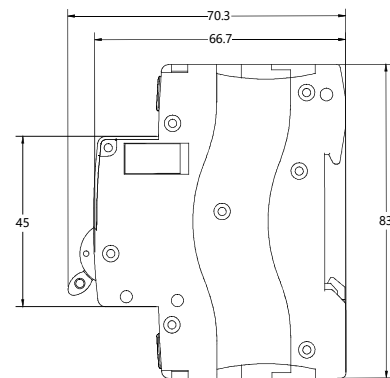
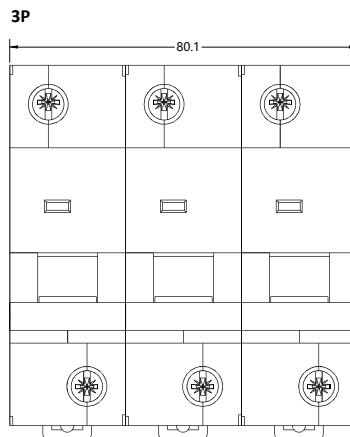
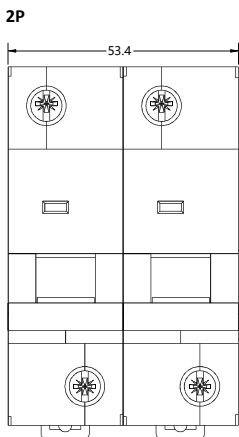
Approval / Marking






16

MCCB (KBH series)

DIMENSION / mm



KBH SERIES			
Poles	2P	3P	4P
			
In (A)			
20	KBH220	KBH320	KBH420
25	KBH225	KBH325	KBH425
32	KBH232	KBH332	KBH432
40	KBH240	KBH340	KBH440
50	KBH250	KBH350	KBH450
63	KBH263	KBH363	KBH463
80	KBH280	KBH380	KBH480
100	KBH2100	KBH3100	KBH4100
125	KBH2125	KBH3125	KBH4125